

**Town of Mineral Springs  
Mineral Springs Town Hall  
3506 S Potter Road ~ Mineral Springs  
Town Council  
Public Hearings / Regular Meeting  
June 14, 2012 ~ 7:30 PM**

---

**Agenda**

---

**1. Opening**

The meeting will be called to order, an invocation will be delivered and the Pledge of Allegiance will be recited.

**2. Public Hearing – CUP12-01 – Conditional Use Permit**

**3. Public Hearing – 2012-2013 Budget**

**4. Public Comments**

The Town Council will hear comments from members of the public on any matters of interest to them during this ten-minute period.

**5. Consent Agenda**

- A. May 10, 2012 Regular Meeting Minutes
- B. April 2012 Tax Collector's Report
- C. April 2012 Finance Report

**6. Consideration of CUP12-01**

The council will consider a Conditional Use Permit submitted by Karla and Jason Levering for a above ground swimming pool to be located in the side yard at 5004 Grove Drive.

**7. Council on Aging**

Ms. Linda Smosky will make a brief presentation to the council and request funding for the Council on Aging.

**8. American Red Cross**

Ms. Sheila Crunkleton will make a brief presentation and request funds from the council for the American Red Cross.

**9. Turning Point**

The council will consider a funding request from Turning Point.

10. **Catawba Lands Conservancy**

Executive Director Tom Okel will make a brief presentation and request funding for the Catawba Lands Conservancy.

11. **Consideration of Town Hall Maintenance and Landscaping Bids**

The council will consider the town hall maintenance and landscaping bids.

12. **Consideration of 2011-2012 Non-Profit Funding Requests**

The council will consider approving funding for the non-profit agencies that have requested funding for the current fiscal year.

13. **Consideration of the 2012-2013 Proposed Budget**

The town council will consider adopting the 2012-2013 budget ordinance (O-2011-02) for the upcoming fiscal year beginning July 1, 2012.

14. **Western Union County Municipal Coalition**

The council will consider approving an amended charter for the Western Union County Municipal Coalition.

15. **Consideration of an Hourly Rate Increase for the Deputy Clerk Position**

The council will consider an increase in the hourly rate for the Deputy Clerk position.

16. **Other Business**

17. **Adjournment**

Town of Mineral Springs  
Town Hall  
3506 S. Potter Road  
Town Council  
Regular Meeting  
May 10, 2012 ~ 7:30 PM

---

Minutes Draft

---

The Town Council of the Town of Mineral Springs, North Carolina, met in Regular Session at the Mineral Springs Town Hall, Mineral Springs, North Carolina, at 7:30 p.m. on Thursday, May 10, 2012.

**Present:** Mayor Frederick Becker III, Mayor Pro Tem Valerie Coffey, Councilman Jerry Countryman, Councilwoman Melody LaMonica, Councilwoman Peggy Neill (7:34 p.m.), Town Clerk/Zoning Administrator Vicky Brooks and Deputy Town Clerk Janet Ridings.

**Absent:** Councilwoman Janet Critz, Councilwoman Lundeen Cureton and Attorney Bobby Griffin.

**Visitors:** None.

With a quorum present Mayor Frederick Becker called the Regular Town Council Meeting of May 10, 2012 to order at 7:33 p.m.

1. **Opening**

- Councilman Countryman delivered the invocation.
- Pledge of Allegiance.

2. **Public Comments**

- There were no public comments.

3. **Consent Agenda**

- **Councilwoman Coffey** made a **motion** to approve the consent agenda containing the following:

- A. April 12, 2012 Regular Meeting Minutes
- B. March 2012 Tax Collector's Report
- C. March 2012 Finance Report

**Councilman Countryman** seconded the motion. The motion passed unanimously as follows:

Ayes: Coffey, Countryman, LaMonica and Neill  
Nays: None

4. **Consideration of the Interlocal Ad Valorem Tax Billing and Collection Agreement**

- Mayor Becker explained that the council has seen the “formalities of the Union County Tax Collection Agreement” before. The Interlocal Agreement was received from the Tax Collectors Office and if the council is satisfied with it, they can vote to formalize the Agreement with the County as of July 1<sup>st</sup>.
- **Councilwoman Neill made a motion to approve the Interlocal Ad Valorem Tax Billing and Collection Agreement with Union County and Councilwoman Coffey seconded.** Councilwoman LaMonica pointed out that page one on the fifth “whereas” refers to the date of May 2008 and asked if that was correct. Mayor Becker responded that was when the Board of Commissioners actually authorized the County to enter into these agreements with municipalities. *The above motion passed unanimously as follows:*

*Ayes: Coffey, Countryman, LaMonica, and Neill*

*Nays: None*

5. **Consideration of the Proposed 2012-2013 Budget and Call for a Public Hearing**

- Mayor Becker stated that it is the “job” of Frederick Becker, the Budget Officer, to present the proposed budget. This budget is based on the worksheet that the council discussed at the last meeting and has “literally” no changes except for the 3% figured in on the salaries. The council is seeing the projected revenues for the first time. Mayor Becker tried to be as conservative as possible; the town is usually within \$5,000. The formality is that the council accepts the budget, directs that a copy be filed with the clerk and that a public hearing is called for on June 14, 2012 at the Mineral Springs Town Hall.
- **Councilwoman Coffey made a motion to accept the 2012-2013 Budget, to call for a Public Hearing on June 14, 2012 at 7:30 p.m. and to file a copy with the Town Clerk and Councilwoman LaMonica seconded.** *The motion passed unanimously as follows:*

*Ayes: Coffey, Countryman, LaMonica, and Neill*

*Nays: None*

6. **Other Business**

- Mayor Becker reported that the spelling bee was the “funniest” thing; it was just a “riot”. Councilwoman Critz, Councilwoman Neill, Mr. Critz, Bill and Betty Pegrum attended the spelling bee. The town needs to participate next year. Mayor Becker stated that Citizens South Bank won the "Spirit Stick" for their witches' hats decorated in yellow and black stripes (like a bumble bee) with flowers. The “Mineral Stings” were awesome; they made it through nine rounds, outlasting Waxhaw. The word that the Mineral Stings went out on was “sciolism”, which means acting like a know-it-all when you really don’t have a whole lot of knowledge – that’s a bunch of sciolism. The Wingate University Team won. The spelling bee is the Literacy Council’s annual fundraiser and they have made it a festive event.
- Councilman Countryman mentioned that the council discussed the need to do something for Christmas in February or March and now we are five months into the year and we still haven’t done anything. The council can’t do a lot, because we can only work with telephone poles. If we are going to shine this Christmas, the

town needs to get some citizen involvement. Councilman Countryman suggested that a couple council members (Councilman Countryman volunteered) to go talk to some people (local property owners, particularly in the downtown area) that could impact this – to get on the “bandwagon”, to understand that there is going to be an expense involved, and it is going to be an expense that they bear, because it is on private property. Councilman Countryman asked what the other council members' opinion was and if someone else would go along with him to talk to some of these people to say “instead of just voicing your opinions, you might want to share in the resolution”. Mayor Becker responded that since Councilman Countryman talked about this, he and Ms. Brooks had been talking and what has “loosely” been put together is that we might be able to put some funding toward it, if we are buying some garlands or wreaths or something that a business can put on their property, but the town owns them. The labor/volunteer time would be theirs and they could store it or the town could take it back and store it in the attic or in the community center for the following year. This way the town still owns it, so it is not like we are “giving” it – we’re not decorating private property directly. Mayor Becker commented that he did not think that it is illegal for the town to do that, it has just been the town's policy not to start taking on private property, but we could avoid getting “afoul” of our own policy by maintaining ownership and putting a little bit of funding towards buying materials. Councilman Countryman asked where you find this “stuff”. Ms. Brooks responded that we get brochures [in the mail]. Councilman Countryman will get in touch with Ms. Brooks. Mayor Becker commented that this can actually be an agenda item in June or July with some official stuff put together that staff and Councilman Countryman can present to the whole council. Councilman Countryman suggested beginning with the distance of the Post Office to the new grocery store. Mayor Becker responded that seemed very manageable. The Optimist Club may want to get involved with the residential customers.

7. **Adjournment**

- **Councilwoman Neill** made a **motion** to adjourn and **Councilman Countryman** seconded. *The motion passed unanimously as follows:*

*Ayes: Coffey, Countryman, LaMonica and Neill*

*Nays: None*

- The meeting was adjourned at 7:56 p.m.
- The next regular meeting will be on Thursday, June 14, 2012 at 7:30 p.m. at the Mineral Springs Town Hall.

Respectfully submitted by:

---

Vicky A. Brooks, CMC, Town Clerk

---

Frederick Becker III, Mayor

Agenda Item

# \_\_\_\_\_

6/14/12

## **Town of Mineral Springs**

# **FINANCE REPORT APRIL 2012**

Prepared for:

The Mineral Springs Town Council

By:

Frederick Becker III  
Finance Officer

**June 14, 2012**

This page is intentionally left blank.

# Cash Flow Report FY2011 YTD

7/1/2011 Through 4/30/2012

5/28/2012

Page 1

Category Description	7/1/2011- 4/30/2012
<b>INCOME</b>	
Dup Prop Tax	
Receipts	81.21
Refunds	-53.09
TOTAL Dup Prop Tax	28.12
Franchise	
Cable	3,025.00
Util	93,552.00
TOTAL Franchise	96,577.00
Gross Receipts Tax	440.34
Interest Income	1,077.70
Other Inc	
Zoning	1,645.00
TOTAL Other Inc	1,645.00
Prop Tax 2011	
Receipts 2011	
Int	290.20
Tax	62,236.09
TOTAL Receipts 2011	62,526.29
TOTAL Prop Tax 2011	62,526.29
Prop Tax Prior Years	
Prop Tax 2002	
Receipts 2002	
Int	38.97
Tax	32.10
TOTAL Receipts 2002	71.07
TOTAL Prop Tax 2002	71.07
Prop Tax 2003	
Annexation 2003	
Receipts 2003	
Int	4.15
Tax	5.50
TOTAL Receipts 2003	9.65
TOTAL Annexation 2003	9.65
Receipts 2003	
Int	38.95
Tax	52.59
TOTAL Receipts 2003	91.54
TOTAL Prop Tax 2003	101.19
Prop Tax 2004	
Receipts 2004	
Int	77.33
Tax	94.28
TOTAL Receipts 2004	171.61
TOTAL Prop Tax 2004	171.61
Prop Tax 2005	
Receipts 2005	
Int	69.65
Tax	88.64
TOTAL Receipts 2005	158.29



# Cash Flow Report FY2011 YTD

7/1/2011 Through 4/30/2012

5/28/2012

Page 2

Category Description	7/1/2011- 4/30/2012
TOTAL Prop Tax 2005	158.29
Prop Tax 2006	
Receipts 2006	
Int	31.50
Tax	48.84
TOTAL Receipts 2006	80.34
TOTAL Prop Tax 2006	80.34
Prop Tax 2007	
Receipts 2007	
Int	11.80
Tax	17.63
TOTAL Receipts 2007	29.43
TOTAL Prop Tax 2007	29.43
Prop Tax 2008	
Receipts 2008	
Int	16.83
Tax	48.10
TOTAL Receipts 2008	64.93
TOTAL Prop Tax 2008	64.93
Prop Tax 2009	
Receipts 2009	
Int	31.10
Tax	132.15
TOTAL Receipts 2009	163.25
TOTAL Prop Tax 2009	163.25
Prop Tax 2010	
Receipts 2010	
Int	359.00
Tax	1,779.42
TOTAL Receipts 2010	2,138.42
TOTAL Prop Tax 2010	2,138.42
TOTAL Prop Tax Prior Years	2,978.53
Sales Tax	
Cable TV	10,935.20
Refunds	
State	635.62
TOTAL Refunds	635.62
Sales & Use Dist	11,467.04
telecommunications	3,377.00
TOTAL Sales Tax	26,414.86
Veh Tax	
Coll	
2001	-0.02
2003	-0.24
2004	-0.02
2005	-0.03
2006	-0.08
2007	-0.04
2008	-0.25
2009	-0.41
2010	-5.25

# Cash Flow Report FY2011 YTD

7/1/2011 Through 4/30/2012

5/28/2012

Page 3

Category Description	7/1/2011- 4/30/2012
2011	-46.63
<b>TOTAL Coll</b>	<b>-52.97</b>
Int 2001	0.49
Int 2003	6.51
Int 2004	0.58
Int 2005	0.60
Int 2006	1.67
Int 2007	0.60
Int 2008	3.42
Int 2009	3.09
Int 2010	18.33
Int 2011	14.32
Tax 2001	0.53
Tax 2003	9.56
Tax 2004	1.02
Tax 2005	1.26
Tax 2006	3.40
Tax 2007	1.79
Tax 2008	12.41
Tax 2009	23.90
Tax 2010	322.90
Tax 2011	3,076.51
<b>TOTAL Veh Tax</b>	<b>3,449.92</b>
<b>TOTAL INCOME</b>	<b>195,137.76</b>
<b>EXPENSES</b>	
Ads	409.44
Attorney	3,579.99
Audit	3,900.00
Capital Outlay	
Equipment	1,205.13
<b>TOTAL Capital Outlay</b>	<b>1,205.13</b>
Community	
Donation	800.00
Greenway	1,276.21
Maint	2,828.00
Special Events	113.92
<b>TOTAL Community</b>	<b>5,018.13</b>
Dues	4,211.00
Elections	2,596.89
Emp	
Benefits	
Dental	530.00
Fees	25.00
Life	462.00
NCLGERS	6,916.05
<b>TOTAL Benefits</b>	<b>7,933.05</b>
Bond	550.00
FICA	
Med	1,256.92
Soc Sec	5,374.44

# Cash Flow Report FY2011 YTD

7/1/2011 Through 4/30/2012

5/28/2012

Page 4

Category Description	7/1/2011- 4/30/2012
TOTAL FICA	6,631.36
Payroll	1,131.80
Work Comp	682.80
TOTAL Emp	16,929.01
Ins	3,595.29
Newsletter	
Post	259.74
Printing	549.23
TOTAL Newsletter	808.97
Office	
Bank	68.84
Clerk	23,289.42
Council	6,000.00
Deputy Clerk	7,694.00
Equip	1,801.73
Finance Officer	22,563.80
Maint	
Materials	1,340.86
Service	6,350.00
TOTAL Maint	7,690.86
Mayor	4,000.00
Misc	137.00
Post	566.36
Supplies	2,332.73
Tel	5,217.03
Util	3,495.69
TOTAL Office	84,857.46
Planning	
Administration	
Contract	595.85
Salaries	20,108.62
TOTAL Administration	20,704.47
Misc	431.00
Parks & Greenways	26.63
TOTAL Planning	21,162.10
Street Lighting	1,309.94
Tax Coll	
Bill	
Supplies	107.70
TOTAL Bill	107.70
Post	372.00
Sal	8,120.00
TOTAL Tax Coll	8,599.70
Training	
Staff	519.00
TOTAL Training	519.00
Travel	1,697.68
<b>TOTAL EXPENSES</b>	<b>160,399.73</b>
<b>TRANSFERS</b>	
FROM Check Min Spgs	66,000.00

# Cash Flow Report FY2011 YTD

7/1/2011 Through 4/30/2012

5/28/2012

Page 5

Category Description	7/1/2011- 4/30/2012
FROM MM Sav CitizensSouth	20,000.00
FROM MM Sav Min Spgs	6,000.00
TO Check Min Spgs	-26,000.00
TO MM Sav CitizensSouth	-60,000.00
TO MM Sav Min Spgs	-6,000.00
TO Ag Bldg Capital Project Fund	-360.00
TO Greenway Parking Capital Project Fund	-70,029.32
<b>TOTAL TRANSFERS</b>	<b>-70,389.32</b>
<b>OVERALL TOTAL</b>	<b>-35,651.29</b>

## Account Balances History Report

(Includes unrealized gains)

As of 4/30/2012

5/28/2012

Page 1

Account	6/30/2011 Balance	7/31/2011 Balance	8/31/2011 Balance	9/30/2011 Balance	10/31/2011 Balance	11/30/2011 Balance	12/31/2011 Balance
<b>ASSETS</b>							
<b>Cash and Bank Accounts</b>							
Check Min Spgs	40,102.34	17,166.48	4,474.59	55,240.88	11,892.07	16,892.82	18,554.03
Estates at Soen Escrow	28,127.83	28,137.39	28,144.83	28,150.61	28,156.59	28,162.38	28,167.70
MM Sav CitizensSouth	343,836.25	343,982.29	344,102.47	344,201.47	324,302.65	324,395.96	384,492.74
MM Sav Min Spgs	10,536.07	10,538.31	10,540.40	10,542.13	10,543.92	10,544.79	10,545.69
Ag Bldg Capital Project Fund	0.00	0.00	0.00	0.00	0.00	0.00	0.00
CWMTF Grant Project Fund	0.00	0.00	0.00	0.00	0.00	0.00	0.00
<b>TOTAL Cash and Bank Accounts</b>	<b>422,602.49</b>	<b>399,824.47</b>	<b>387,262.29</b>	<b>438,135.09</b>	<b>374,895.23</b>	<b>379,995.95</b>	<b>441,760.16</b>
<b>Other Assets</b>							
State Revenues Receivable	55,610.40	53,805.43	52,585.53	0.00	0.00	0.00	0.00
<b>TOTAL Other Assets</b>	<b>55,610.40</b>	<b>53,805.43</b>	<b>52,585.53</b>	<b>0.00</b>	<b>0.00</b>	<b>0.00</b>	<b>0.00</b>
<b>TOTAL ASSETS</b>	<b>478,212.89</b>	<b>453,629.90</b>	<b>439,847.82</b>	<b>438,135.09</b>	<b>374,895.23</b>	<b>379,995.95</b>	<b>441,760.16</b>
<b>LIABILITIES</b>							
<b>Other Liabilities</b>							
Accounts Payable	2,361.48	562.40	0.00	0.00	0.00	0.00	0.00
Escrows	27,720.00	27,720.00	27,720.00	27,720.00	27,720.00	27,720.00	27,720.00
<b>TOTAL Other Liabilities</b>	<b>30,081.48</b>	<b>28,282.40</b>	<b>27,720.00</b>	<b>27,720.00</b>	<b>27,720.00</b>	<b>27,720.00</b>	<b>27,720.00</b>
<b>TOTAL LIABILITIES</b>	<b>30,081.48</b>	<b>28,282.40</b>	<b>27,720.00</b>	<b>27,720.00</b>	<b>27,720.00</b>	<b>27,720.00</b>	<b>27,720.00</b>
<b>OVERALL TOTAL</b>	<b>448,131.41</b>	<b>425,347.50</b>	<b>412,127.82</b>	<b>410,415.09</b>	<b>347,175.23</b>	<b>352,275.95</b>	<b>414,040.16</b>

## Account Balances History Report

(Includes unrealized gains)

As of 4/30/2012

5/28/2012

Page 2

Account	1/31/2012 Balance	2/29/2012 Balance	3/31/2012 Balance	4/30/2012 Balance
<b>ASSETS</b>				
<b>Cash and Bank Accounts</b>				
Check Min Spgs	5,985.08	4,404.30	34,917.74	16,647.27
Estates at Soen Escrow	28,172.48	28,176.96	28,181.75	28,186.38
MM Sav CitizensSouth	384,590.72	384,682.40	384,764.08	384,843.15
MM Sav Min Spgs	10,546.59	4,547.29	10,547.87	10,523.32
Ag Bldg Capital Project Fund	0.00	0.00	0.00	0.00
CWMTF Grant Project Fund	0.00	0.00	0.00	0.00
<b>TOTAL Cash and Bank Accounts</b>	<b>429,294.87</b>	<b>421,810.95</b>	<b>458,411.44</b>	<b>440,200.12</b>
<b>Other Assets</b>				
State Revenues Receivable	0.00	0.00	0.00	0.00
<b>TOTAL Other Assets</b>	<b>0.00</b>	<b>0.00</b>	<b>0.00</b>	<b>0.00</b>
<b>TOTAL ASSETS</b>	<b>429,294.87</b>	<b>421,810.95</b>	<b>458,411.44</b>	<b>440,200.12</b>
<b>LIABILITIES</b>				
<b>Other Liabilities</b>				
Accounts Payable	0.00	0.00	0.00	0.00
Escrows	27,720.00	27,720.00	27,720.00	27,720.00
<b>TOTAL Other Liabilities</b>	<b>27,720.00</b>	<b>27,720.00</b>	<b>27,720.00</b>	<b>27,720.00</b>
<b>TOTAL LIABILITIES</b>	<b>27,720.00</b>	<b>27,720.00</b>	<b>27,720.00</b>	<b>27,720.00</b>
<b>OVERALL TOTAL</b>	<b>401,574.87</b>	<b>394,090.95</b>	<b>430,691.44</b>	<b>412,480.12</b>

Mineral Springs Budget Comparison 2011-2012

TOWN OF MINERAL SPRINGS									
BUDGET COMPARISON 2011-2012									
Appropriation dept	Budget	Unspent	Spent YTD	% of Budget	July	August	September	October	November
Advertising	\$ 1,800.00	\$ 1,390.56	\$ 409.44	22.7%	\$ -	\$ 109.44	\$ -	\$ -	\$ -
Attorney	\$ 9,600.00	\$ 6,020.01	\$ 3,579.99	37.3%	\$ 300.00	\$ 613.32	\$ 566.67	\$ 300.00	\$ 300.00
Audit	\$ 3,900.00	\$ -	\$ 3,900.00	100.0%	\$ -	\$ -	\$ -	\$ -	\$ -
Community Projects	\$ 16,700.00	\$ 11,681.87	\$ 5,018.13	30.0%	\$ -	\$ 200.00	\$ 200.00	\$ 385.73	\$ 200.00
Contingency	\$ 3,000.00	\$ 3,000.00	\$ -	0.0%	\$ -	\$ -	\$ -	\$ -	\$ -
Dues	\$ 4,525.00	\$ 314.00	\$ 4,211.00	93.1%	\$ 3,460.00	\$ -	\$ -	\$ 251.00	\$ -
Elections	\$ 4,200.00	\$ 1,603.11	\$ 2,596.89	61.8%	\$ 507.75	\$ -	\$ -	\$ -	\$ -
Employee Overhead	\$ 21,900.00	\$ 4,970.99	\$ 16,929.01	77.3%	\$ 2,766.63	\$ 1,738.19	\$ 1,623.06	\$ 1,631.98	\$ 861.72
Fire Department	\$ 12,000.00	\$ 12,000.00	\$ -	0.0%	\$ -	\$ -	\$ -	\$ -	\$ -
Insurance	\$ 4,500.00	\$ 904.71	\$ 3,595.29	79.9%	\$ 3,595.29	\$ -	\$ -	\$ -	\$ -
Newsletter	\$ 2,400.00	\$ 1,591.03	\$ 808.97	33.7%	\$ -	\$ -	\$ -	\$ -	\$ -
Office	\$ 118,256.00	\$ 33,398.54	\$ 84,857.46	71.8%	\$ 9,491.65	\$ 8,594.59	\$ 7,866.66	\$ 7,893.85	\$ 7,490.98
Planning & Zoning	\$ 40,276.00	\$ 19,113.90	\$ 21,162.10	52.5%	\$ 2,480.63	\$ 2,023.00	\$ 2,023.00	\$ 2,023.00	\$ 1,901.62
Street Lighting	\$ 1,800.00	\$ 490.06	\$ 1,309.94	72.8%	\$ -	\$ 136.33	\$ 136.33	\$ 143.07	\$ 143.07
Tax Collection	\$ 11,544.00	\$ 2,944.30	\$ 8,599.70	74.5%	\$ 812.00	\$ 1,184.00	\$ 919.70	\$ 812.00	\$ 812.00
Training	\$ 3,000.00	\$ 2,481.00	\$ 519.00	17.3%	\$ -	\$ -	\$ -	\$ 49.00	\$ -
Travel	\$ 3,000.00	\$ 1,302.32	\$ 1,697.68	56.6%	\$ -	\$ -	\$ -	\$ 67.44	\$ 454.96
Capital Outlay	\$ 37,169.00	\$ 35,963.87	\$ 1,205.13	3.2%	\$ -	\$ -	\$ 1,205.13	\$ -	\$ -
<b>Totals</b>	<b>\$ 299,570.00</b>	<b>\$ 139,170.27</b>	<b>\$ 160,399.73</b>	<b>53.5%</b>	<b>\$ 23,413.95</b>	<b>\$ 14,598.87</b>	<b>\$ 14,540.55</b>	<b>\$ 13,557.07</b>	<b>\$ 12,164.35</b>
<b>Off Budget:</b>									
Tax Refunds			\$ -		\$ -	\$ -	\$ -	\$ -	\$ -
Interfund Transfers			\$ 70,389.32		\$ 360.00	\$ -	\$ -	\$ 63,514.00	\$ 600.00
<b>Total Off Budget:</b>			<b>\$ 70,389.32</b>		<b>\$ 360.00</b>	<b>\$ -</b>	<b>\$ -</b>	<b>\$ 63,514.00</b>	<b>\$ 600.00</b>

Mineral Springs Budget Comparison 2011-2012

Appropriation dept	December	January	February	March	April	May	June	June a/p
Advertising	\$ -	\$ -	\$ -	\$ 300.00	\$ -			
Attorney	\$ 300.00	\$ 300.00	\$ 300.00	\$ 300.00	\$ 300.00			
Audit	\$ -	\$ 3,900.00	\$ -	\$ -	\$ -			
Community Projects	\$ 780.00	\$ 613.92	\$ 200.00	\$ 21.30	\$ 2,417.18			
Contingency	\$ -	\$ -	\$ -	\$ -	\$ -			
Dues	\$ -	\$ 460.00	\$ -	\$ -	\$ 40.00			
Elections	\$ -	\$ 2,089.14	\$ -	\$ -	\$ -			
Employee Overhead	\$ 2,394.71	\$ 1,000.64	\$ 1,624.96	\$ 1,652.86	\$ 1,634.26			
Fire Department	\$ -	\$ -	\$ -	\$ -	\$ -			
Insurance	\$ -	\$ -	\$ -	\$ -	\$ -			
Newsletter	\$ -	\$ 808.97	\$ -	\$ -	\$ -			
Office	\$ 9,719.07	\$ 8,278.54	\$ 8,707.30	\$ 7,206.82	\$ 9,608.00			
Planning & Zoning	\$ 2,144.38	\$ 1,901.62	\$ 2,618.85	\$ 2,023.00	\$ 2,023.00			
Street Lighting	\$ 143.07	\$ 143.07	\$ 147.54	\$ 158.73	\$ 158.73			
Tax Collection	\$ 812.00	\$ 812.00	\$ 812.00	\$ 812.00	\$ 812.00			
Training	\$ 470.00	\$ -	\$ -	\$ -	\$ -			
Travel	\$ 92.69	\$ 1,013.62	\$ -	\$ 68.97	\$ -			
Capital Outlay	\$ -	\$ -	\$ -	\$ -	\$ -			
	<b>\$ 16,855.92</b>	<b>\$ 21,321.52</b>	<b>\$ 14,410.65</b>	<b>\$ 12,543.68</b>	<b>\$ 16,993.17</b>	<b>\$ -</b>	<b>\$ -</b>	<b>\$ -</b>
<b>Off Budget:</b>								
Tax Refunds	\$ -	\$ -	\$ -	\$ -	\$ -	\$ -	\$ -	\$ -
Interfund Transfers	\$ 347.50	\$ -	\$ -	\$ 1,337.54	\$ 4,230.28	\$ -	\$ -	\$ -
	<b>\$ 347.50</b>	<b>\$ -</b>	<b>\$ -</b>	<b>\$ 1,337.54</b>	<b>\$ 4,230.28</b>	<b>\$ -</b>	<b>\$ -</b>	<b>\$ -</b>



Mineral Springs Monthly Revenue Summary 2011-2012

TOWN OF MINERAL SPRINGS									
REVENUE SUMMARY 2011-2012									
Source	Budget	Receivable	Rec'd YTD	% of Budget	July	August	September	October	November
Property Tax - prior	\$ 2,400.00	\$ (578.53)	\$ 2,978.53	124.1%	\$ 96.58	\$ -	\$ 412.53	\$ 215.37	\$ 50.78
Property Tax - 2011	\$ 62,720.00	\$ 193.71	\$ 62,526.29	99.7%	\$ -	\$ -	\$ 10,208.68	\$ 11,567.34	\$ 15,794.09
Dupl. Property Tax	\$ -	\$ (28.12)	\$ 28.12		\$ -	\$ -	\$ -	\$ -	\$ 58.13
Franchise Taxes: cable	\$ 2,100.00	\$ (925.00)	\$ 3,025.00	144.0%	\$ -	\$ 553.00	\$ -	\$ -	\$ -
Franchise Taxes: utility	\$ 180,000.00	\$ 86,448.00	\$ 93,552.00	52.0%	\$ -	\$ -	\$ -	\$ -	\$ -
Fund Balance Approp.	\$ -	\$ -	\$ -		\$ -	\$ -	\$ -	\$ -	\$ -
Gross Receipts Tax	\$ -	\$ (440.34)	\$ 440.34		\$ -	\$ 50.69	\$ 95.65	\$ 39.12	\$ 41.60
Interest	\$ 3,000.00	\$ 1,922.30	\$ 1,077.70	35.9%	\$ 157.84	\$ 129.71	\$ 106.51	\$ 108.95	\$ 99.97
Sales Tax	\$ 41,650.00	\$ 15,235.14	\$ 26,414.86	63.4%	\$ 635.62	\$ 300.32	\$ 1,526.73	\$ 1,390.81	\$ 1,424.51
Vehicle Taxes	\$ 4,200.00	\$ 750.08	\$ 3,449.92	82.1%	\$ -	\$ 320.47	\$ 277.72	\$ 409.62	\$ 395.99
Zoning Fees	\$ 3,000.00	\$ 1,355.00	\$ 1,645.00	54.8%	\$ 100.00	\$ 25.00	\$ 200.00	\$ 100.00	\$ -
Other	\$ 500.00	\$ 500.00	\$ -	0.0%	\$ -	\$ -	\$ -	\$ -	\$ -
<b>Totals</b>	<b>\$ 299,570.00</b>	<b>\$ 104,432.24</b>	<b>\$ 195,137.76</b>	<b>65.1%</b>	<b>\$ 990.04</b>	<b>\$ 1,379.19</b>	<b>\$ 12,827.82</b>	<b>\$ 13,831.21</b>	<b>\$ 17,865.07</b>
	<b>December</b>	<b>January</b>	<b>February</b>	<b>March</b>	<b>April</b>	<b>May</b>	<b>June</b>	<b>June a/r</b>	
Property Tax - prior	\$ -	\$ 385.97	\$ 1,544.26	\$ 123.58	\$ 149.46				
Property Tax - 2011	\$ 15,374.74	\$ 6,678.41	\$ 2,187.86	\$ 382.86	\$ 332.31				
Dupl. Property Tax	\$ 23.08	\$ (23.08)	\$ (30.01)	\$ -	\$ -				
Franchise Taxes: cable	\$ 571.00	\$ -	\$ 1,133.00	\$ -	\$ 768.00				
Franchise Taxes: utility	\$ 53,019.00	\$ -	\$ -	\$ 40,533.00	\$ -				
Fund Balance Approp.	\$ -	\$ -	\$ -	\$ -	\$ -				
Gross Receipts Tax	\$ 5.95	\$ 25.82	\$ 97.59	\$ 41.69	\$ 42.23				
Interest	\$ 103.00	\$ 103.66	\$ 96.86	\$ 87.05	\$ 84.15				
Sales Tax	\$ 8,669.07	\$ 1,224.64	\$ 1,318.85	\$ 8,745.00	\$ 1,179.31				
Vehicle Taxes	\$ 451.79	\$ 460.81	\$ 358.32	\$ 368.53	\$ 406.67				
Zoning Fees	\$ 750.00	\$ -	\$ 220.00	\$ 200.00	\$ 50.00				
Other	\$ -	\$ -	\$ -	\$ -	\$ -				
<b>Totals</b>	<b>\$ 78,967.63</b>	<b>\$ 8,856.23</b>	<b>\$ 6,926.73</b>	<b>\$ 50,481.71</b>	<b>\$ 3,012.13</b>	<b>\$ -</b>	<b>\$ -</b>	<b>\$ -</b>	<b>\$ -</b>

# April Cash Flow Report

4/1/2012 Through 4/30/2012

5/28/2012

Page 1

Category Description	4/1/2012- 4/30/2012
<b>INCOME</b>	
Franchise	
Cable	768.00
TOTAL Franchise	768.00
Gross Receipts Tax	42.23
Interest Income	84.15
Other Inc	
Zoning	50.00
TOTAL Other Inc	50.00
Prop Tax 2011	
Receipts 2011	
Int	12.75
Tax	319.56
TOTAL Receipts 2011	332.31
TOTAL Prop Tax 2011	332.31
Prop Tax Prior Years	
Prop Tax 2002	
Receipts 2002	
Int	23.66
Tax	21.24
TOTAL Receipts 2002	44.90
TOTAL Prop Tax 2002	44.90
Prop Tax 2003	
Receipts 2003	
Int	0.00
Tax	16.34
TOTAL Receipts 2003	16.34
TOTAL Prop Tax 2003	16.34
Prop Tax 2006	
Receipts 2006	
Int	0.28
TOTAL Receipts 2006	0.28
TOTAL Prop Tax 2006	0.28
Prop Tax 2010	
Receipts 2010	
Int	17.67
Tax	70.27
TOTAL Receipts 2010	87.94
TOTAL Prop Tax 2010	87.94
TOTAL Prop Tax Prior Years	149.46
Sales Tax	
Sales & Use Dist	1,179.31
TOTAL Sales Tax	1,179.31
Veh Tax	
Coll	
2005	-0.01
2006	-0.03
2008	-0.05
2010	-0.44
2011	-5.73

# April Cash Flow Report

4/1/2012 Through 4/30/2012

5/28/2012

Page 2

Category Description	4/1/2012- 4/30/2012
TOTAL Coll	-6.26
Int 2005	0.15
Int 2006	0.01
Int 2008	0.53
Int 2010	2.68
Int 2011	2.38
Tax 2005	0.29
Tax 2006	1.75
Tax 2008	2.46
Tax 2010	25.61
Tax 2011	377.07
TOTAL Veh Tax	406.67
<b>TOTAL INCOME</b>	<b>3,012.13</b>
<b>EXPENSES</b>	
Attorney	300.00
Community	
Donation	800.00
Greenway	917.18
Maint	700.00
TOTAL Community	2,417.18
Dues	40.00
Emp	
Benefits	
Dental	53.00
Life	46.20
NCLGERS	768.45
TOTAL Benefits	867.65
FICA	
Med	125.42
Soc Sec	536.29
TOTAL FICA	661.71
Payroll	104.90
TOTAL Emp	1,634.26
Office	
Bank	10.34
Clerk	2,343.00
Council	600.00
Deputy Clerk	600.00
Equip	258.87
Finance Officer	2,270.00
Maint	
Materials	715.09
Service	1,095.00
TOTAL Maint	1,810.09
Mayor	400.00
Post	31.20
Supplies	160.94
Tel	737.51
Util	386.05
TOTAL Office	9,608.00

# April Cash Flow Report

4/1/2012 Through 4/30/2012

5/28/2012

Page 3

Category Description	4/1/2012- 4/30/2012
Planning	
Administration	
Salaries	2,023.00
TOTAL Administration	2,023.00
TOTAL Planning	2,023.00
Street Lighting	158.73
Tax Coll	
Sal	812.00
TOTAL Tax Coll	812.00
<b>TOTAL EXPENSES</b>	<b>16,993.17</b>
<b>TRANSFERS</b>	
TO Greenway Parking Capital Project Fund	-4,230.28
<b>TOTAL TRANSFERS</b>	<b>-4,230.28</b>
<b>OVERALL TOTAL</b>	<b>-18,211.32</b>

# Register Report

4/1/2012 Through 4/30/2012

5/28/2012

Page 1

Date	Account	Num	Description	Memo	Category	Clr	Amount
<b>BALANCE 3/31/2012</b>							<b>34,917.74</b>
4/1/2012	Check Min ... EFT		Debit Card (Lowe's)	Work Gloves (F... Office:Maint:Materials		R	-5.85
4/2/2012	Check Min ... EFT	S	NC State Treasurer	3/12 LGERS co... Office:Clerk		R	-140.58
				312 LGERS con... Office:Finance Officer		R	-136.20
				3/12 LGERS co... Planning:Administra...		R	-121.38
				3/12 employer c... Emp:Benefits:NCLG...		R	-768.45
4/7/2012	Check Min ... EFT		Debit Card (Postmaster)	Agenda Packet ... Office:Post		R	-31.20
4/9/2012	Check Min ... 3710		Windstream	061345970 (FY... Office:Tel		R	-57.49
4/9/2012	Check Min ... 3711		Windstream	061348611 (FY... Office:Tel		R	-219.55
4/9/2012	Check Min ... 3712		Forms & Supply, Inc.	I/N 1824689-0 P...Office:Supplies		R	-120.96
4/9/2012	Check Min ... 3713		Jan-Pro Cleaning Syst...	I/N 11592 Janito...Office:Maint:Service		R	-195.00
4/9/2012	Check Min ... 3714	S	Hummingbird Lawn C...	Community:Maint		R	-200.00
				Office:Maint:Service		R	-450.00
4/9/2012	Check Min ... 3715		Verizon Wireless	221474588-000... Office:Tel		R	-90.05
4/9/2012	Check Min ... 3716		Duke Power	1803784140 (F... Office:Util		R	-114.35
4/9/2012	Check Min ... 3717		Duke Power	1819573779 (Ol... Office:Util		R	-21.19
4/9/2012	Check Min ... 3718		Heritage Propane	513970 73.5 gal... Office:Util		R	-237.42
4/9/2012	Check Min ... 3719	S	Municipal Insurance Tr...	Emp:Benefits:Life		R	-46.20
				Emp:Benefits:Dental		R	-53.00
4/9/2012	Check Min ... 3720		Clark, Griffin & McColl...	I/N 3380 4/12 (F... Attorney		R	-300.00
4/9/2012	Check Min ... 3721		Union County Public ...	84361*00 (FY20... Office:Util		R	-13.09
4/9/2012	Check Min ... EFT	S	Union County	Veh Tax:Tax 2011		R	377.07
				Veh Tax:Coll:2011		R	-5.73
				Veh Tax:Int 2011		R	2.38
				Veh Tax:Tax 2010		R	25.61
				Veh Tax:Int 2010		R	2.68
				Veh Tax:Coll:2010		R	-0.44
				Veh Tax:Tax 2008		R	2.46
				Veh Tax:Coll:2008		R	-0.05
				Veh Tax:Int 2008		R	0.53
				Veh Tax:Tax 2006		R	1.75
				Veh Tax:Coll:2006		R	-0.03
				Veh Tax:Int 2006		R	0.01
				Veh Tax:Tax 2005		R	0.29
				Veh Tax:Coll:2005		R	-0.01
				Veh Tax:Int 2005		R	0.15
4/9/2012	Check Min ... TXFR		Debit Card (Lowe's)	Fencing Materia... [Greenway Parking ...		R	-290.51
4/9/2012	Check Min ... EFT		American Community ...	Service Charge ... Office:Bank		R	18.24
4/9/2012	Check Min ... EFT		American Community ...	Service Charge ... Office:Bank		R	25.16
4/10/2012	Check Min ... 3722		Artistic Signs	Greenway Sign ... [Greenway Parking ...		R	-942.62
4/10/2012	Check Min ... EFT		Debit Card (RockArtSi...	Trail signage an... Community:Greenway		R	-463.98
4/11/2012	Check Min ... EFT		Debit Card (Lowe's)	Fencing Materia... [Greenway Parking ...		R	-383.86
4/11/2012	Check Min ... EFT		Debit Card (Lowe's)	Hose Nozzle (F... Office:Maint:Materials		R	-10.29
4/11/2012	Check Min ... EFT		Debit Card (Lowe's)	Soil & Garden M...Office:Maint:Materials		R	-11.25
4/11/2012	Check Min ... EFT		Debit Card (Browning'...	Town Hall Flowe...Office:Maint:Materials		R	-34.00
4/12/2012	Check Min ... 3723		Waxhaw-Mineral Sprin...	Contribution (FY... Community:Donation		R	-500.00
4/13/2012	Check Min ... EFT		Debit Card (MyCustom...	Parking Lot Sign...[Greenway Parking ...		R	-124.75
4/13/2012	Check Min ... EFT		Debit Card (Kangaroo)	Pepsi (FY2011) Office:Supplies		R	-8.52
4/13/2012	Check Min ... 3724		Literacy Council Of Un...	2012 Spelling B... Community:Donation		R	-300.00
4/13/2012	Check Min ... 3725		Duke Power	2035221941 (F... Street Lighting		R	-158.73
4/13/2012	Check Min ... EFT		Debit Card (Tractor Su...	Water tank & fitt... Office:Maint:Materials		R	-331.71

# Register Report

4/1/2012 Through 4/30/2012

5/28/2012

Page 2

Date	Account	Num	Description	Memo	Category	Clr	Amount
4/13/2012	Check Min ... EFT		Debit Card (Office Max)	Legal Paper, ba...	Office:Supplies	R	-31.46
4/14/2012	Check Min ... EFT		Debit Card (Tractor Su...	Irrigation Hose ...	Office:Maint:Materials	R	-70.58
4/14/2012	Check Min ... EFT		Debit Card (Lowe's)	Irrigation Fitting...	Office:Maint:Materials	R	-14.26
4/14/2012	Check Min ... EFT		Debit Card (Lowe's)	Flowers for Tow...	Office:Maint:Materials	R	-47.62
4/14/2012	Check Min ... EFT		Debit Card (PayPal)	Used Computer ...	Office:Equip	R	-258.87
4/16/2012	Check Min ... EFT		NC Department of Rev...	2/12 (FY2011)	Sales Tax:Sales & ...	R	1,179.31
4/16/2012	Check Min ... EFT		Debit Card (Lowe's)	Hose Nozzles (...)	Office:Maint:Materials	R	-15.07
4/17/2012	Check Min ... 3726		Green Tek	Greenway Parki...	[Greenway Parking ...	R	-2,160.00
4/17/2012	Check Min ... EFT		Debit Card (Lowe's)	Hose Fittings (F...	Office:Maint:Materials	R	-19.05
4/17/2012	Check Min ... EFT		Debit Card (Northern T...	Water Pump & ...	Office:Maint:Materials	R	-145.62
4/18/2012	Check Min ... EFT		Debit Card (Advance ...	Pump Wiring Su...	Office:Maint:Materials	R	-9.79
4/18/2012	Check Min ... EFT		Debit Card (RockArtSi...	Trail Signposts (...)	Community:Greenway	R	-453.20
4/19/2012	Check Min ... EFT		Debit Card (Lowe's)	Fencing Supplie...	[Greenway Parking ...	R	-8.22
4/20/2012	Check Min ... EFT		Debit Card (Lowe's)	Fencing Supplie...	[Greenway Parking ...	R	-320.32
4/23/2012	Check Min ... EFT		Union County	3/12 (FY2011)	Gross Receipts Tax	R	42.23
4/27/2012	Check Min ... DEP	S Deposit			Prop Tax 2011:Rec...	R	430.43
					Prop Tax 2011:Rec...	R	15.51
					Prop Tax Prior Year...	R	17.67
					Prop Tax Prior Year...	R	70.27
					Prop Tax Prior Year...	R	0.28
					Prop Tax Prior Year...	R	0.00
					Prop Tax Prior Year...	R	16.34
					Prop Tax Prior Year...	R	23.66
					Prop Tax Prior Year...	R	21.24
4/27/2012	Check Min ... DEP	S Deposit		#454A	Other Inc:Zoning	R	50.00
				#454A	Franchise:Cable	R	768.00
4/27/2012	Check Min ... EFT	S Advantage Payroll		Salary 4/12	Office:Clerk	R	-2,202.42
				Supplement 4/12	Office:Clerk	R	0.00
				Hours 4/12	Office:Deputy Clerk	R	-600.00
				Salary 4/12	Office:Finance Officer	R	-2,133.80
				Salary 4/12	Office:Mayor	R	-400.00
				Salary 4/12	Office:Council	R	-600.00
				Salary 4/12	Planning:Administra...	R	-1,901.62
				Salary 4/12	Tax Coll:Sal	R	-812.00
					Emp:FICA:Soc Sec	R	-536.29
					Emp:FICA:Med	R	-125.42
					Emp:Payroll	R	-104.90
4/28/2012	Check Min ... EFT	S American Community ...		Service Charge	Office:Bank	R	-5.00
				Debit Memo De...	Prop Tax 2011:Rec...	R	-2.76
				Debit Memo De...	Prop Tax 2011:Rec...	R	-110.87
4/30/2012	Check Min ... 3727	S Hummingbird Lawn C...			Community:Maint		-200.00
					Office:Maint:Service		-450.00
4/30/2012	Check Min ... 3728	Conder Flag Company		I/N 152502 Que...	Community:Maint		-300.00
4/30/2012	Check Min ... 3729	Windstream		061348611 (FY...	Office:Tel		-222.60
4/30/2012	Check Min ... 3730	Windstream		061345970 (FY...	Office:Tel		-58.07
4/30/2012	Check Min ... 3731	Verizon Wireless		221474588-000...	Office:Tel		-89.75
4/30/2012	Check Min ... 3732	NC Association Of Zo...		Vicky Brooks 20...	Dues		-40.00
4/30/2012	Check Min ... EFT	American Community ...		Service Charge ...	Office:Bank	R	-23.74
<b>TOTAL 4/1/2012 - 4/30/2012</b>							<b>-18,270.47</b>

**BALANCE 4/30/2012**

**16,647.27**

# Greenway Parking Capital Project Fund

7/1/2011 Through 4/30/2012

5/28/2012

Page 1

Category Description	7/1/2011- 4/30/2012
<b>EXPENSES</b>	
Construction	
In-House	1,740.45
Outsourced	
Contractors	65,404.12
Management	600.00
TOTAL Outsourced	66,004.12
TOTAL Construction	67,744.57
Landscaping & Signage	2,284.75
<b>TOTAL EXPENSES</b>	<b>70,029.32</b>
<b>TRANSFERS</b>	
FROM Check Min Spgs	70,029.32
<b>TOTAL TRANSFERS</b>	<b>70,029.32</b>
<b>OVERALL TOTAL</b>	<b>0.00</b>

# Greenway Parking Capital Project Fund

7/1/2011 Through 4/30/2012

5/28/2012

Page 1

Date	Account	Num	Description	Memo	Category	Clr	Amount
<b>BALANCE 6/30/2011</b>							<b>0.00</b>
8/12/2011	Greenway ...		Opening Balance		[Greenway Parking ...		0.00
10/17/2011	Greenway ...		Eagle Engineering, Inc.	Gravel Compact...	Construction:Outso...		-450.00
10/17/2011	Greenway ...		Eagle Engineering, Inc.	Gravel Compact...	[Check Min Spgs]		450.00
10/27/2011	Greenway ...		McCollum Trucking & ...	I/N 1396 Parkin...	Construction:Outso...		-63,064.00
10/28/2011	Greenway ...		McCollum Trucking & ...	I/N 1396 Parkin...	[Check Min Spgs]		63,064.00
11/1/2011	Greenway ...		Donald Gaddy	Supervision 7/2...	Construction:Outso...		-600.00
11/1/2011	Greenway ...		Donald Gaddy	Supervision 7/2...	[Check Min Spgs]		600.00
12/2/2011	Greenway ...		Eagle Engineering, Inc.	Pavement Testi...	Construction:Outso...		-347.50
12/2/2011	Greenway ...		Eagle Engineering, Inc.	I/N 25093 Pave...	[Check Min Spgs]		347.50
3/9/2012	Greenway ...		Artistic Signs	Greenway Sign ...	Construction:Outso...		-600.00
3/9/2012	Greenway ...		Artistic Signs	Greenway Sign ...	[Check Min Spgs]		600.00
3/27/2012	Greenway ...		Debit Card (Lowe's)	Fencing Materia...	[Check Min Spgs]		478.94
3/27/2012	Greenway ...		Lowe's	Fencing Materia...	Construction:In-Hou...		-478.94
3/29/2012	Greenway ...		Debit Card (Lowe's)	Fencing Materia...	[Check Min Spgs]		258.60
3/29/2012	Greenway ...		Lowe's	Fencing Materia...	Construction:In-Hou...		-258.60
4/9/2012	Greenway ...		Lowe's	Fencing Materia...	Construction:In-Hou...		-290.51
4/9/2012	Greenway ...		Debit Card (Lowe's)	Fencing Materia...	[Check Min Spgs]		290.51
4/10/2012	Greenway ...		Artistic Signs	Greenway Sign ...	Construction:Outso...		-942.62
4/10/2012	Greenway ...		Artistic Signs	Greenway Sign ...	[Check Min Spgs]		942.62
4/11/2012	Greenway ...		Debit Card (Lowe's)	Fencing Materia...	[Check Min Spgs]		383.86
4/11/2012	Greenway ...		Lowe's	Fencing Materia...	Construction:In-Hou...		-383.86
4/13/2012	Greenway ...		MyCustomSign	Parking Lot Sign...	Landscaping & Sign...		-124.75
4/13/2012	Greenway ...		Debit Card (MyCustom...	Parking Lot Sign...	[Check Min Spgs]		124.75
4/17/2012	Greenway ...		Green Tek	Greenway Parki...	[Check Min Spgs]		2,160.00
4/17/2012	Greenway ...		Green Tek	Greenway Parki...	Landscaping & Sign...		-2,160.00
4/19/2012	Greenway ...		Lowe's	Fencing Materia...	Construction:In-Hou...		-8.22
4/19/2012	Greenway ...		Debit Card (Lowe's)	Fencing Supplie...	[Check Min Spgs]		8.22
4/20/2012	Greenway ...		Lowe's	Fencing Materia...	Construction:In-Hou...		-320.32
4/20/2012	Greenway ...		Debit Card (Lowe's)	Fencing Supplie...	[Check Min Spgs]		320.32
<b>TOTAL 7/1/2011 - 4/30/2012</b>							<b>0.00</b>

<b>BALANCE 4/30/2012</b>	<b>0.00</b>
--------------------------	-------------

<b>TOTAL INFLOWS</b>	<b>70,029.32</b>
----------------------	------------------

<b>TOTAL OUTFLOWS</b>	<b>-70,029.32</b>
-----------------------	-------------------

<b>NET TOTAL</b>	<b>0.00</b>
------------------	-------------



This page is intentionally left blank.

April 2012

Revenue Details

This page is intentionally left blank.

## NC Sales & Use Distribution

February 2012 Collections

Summary

April 11, 2012

		ARTICLE 39	ARTICLE 40	ARTICLE 42	ARTICLE 43	ARTICLE 44	ARTICLE 45	ARTICLE 46	CITY HH	TOTAL
UNION	(Ad Valorem)	\$ 989,873.02	\$ 682,042.18	\$ 525,525.60	\$ -	\$ (193,797.69)	\$ -	\$ -	\$ (146,639.60)	\$ 1,857,003.51
	FAIRVIEW	\$ 521.12	\$ 359.06	\$ 276.67	\$ -	\$ (102.03)	\$ -	\$ -	\$ 346.79	\$ 1,401.61
	HEMBY BRIDGE	\$ 7.02	\$ 4.84	\$ 3.73	\$ -	\$ (1.38)	\$ -	\$ -	\$ 4.69	\$ 18.90
	INDIAN TRAIL	\$ 30,503.84	\$ 21,017.75	\$ 16,194.55	\$ -	\$ (5,972.05)	\$ -	\$ -	\$ 20,299.24	\$ 82,043.33
	LAKE PARK	\$ 3,775.07	\$ 2,601.10	\$ 2,004.19	\$ -	\$ (739.08)	\$ -	\$ -	\$ 2,512.18	\$ 10,153.46
	MARSHVILLE	\$ 4,424.60	\$ 3,048.64	\$ 2,349.03	\$ -	\$ (866.25)	\$ -	\$ -	\$ 2,944.42	\$ 11,900.44
	MARVIN	\$ 3,240.51	\$ 2,232.78	\$ 1,720.39	\$ -	\$ (634.43)	\$ -	\$ -	\$ 2,156.46	\$ 8,715.71
	MINERAL SPRINGS	\$ 438.47	\$ 302.11	\$ 232.78	\$ -	\$ (85.84)	\$ -	\$ -	\$ 291.79	\$ 1,179.31
	MINT HILL *	\$ 35.22	\$ 24.27	\$ 18.70	\$ -	\$ (6.89)	\$ -	\$ -	\$ 23.45	\$ 94.75
	MONROE	\$ 120,620.68	\$ 83,110.04	\$ 64,037.76	\$ -	\$ (23,615.16)	\$ -	\$ -	\$ 80,268.79	\$ 324,422.11
	STALLINGS *	\$ 21,140.41	\$ 14,566.16	\$ 11,223.49	\$ -	\$ (4,138.88)	\$ -	\$ -	\$ 14,068.20	\$ 56,859.38
	UNIONVILLE	\$ 631.98	\$ 435.45	\$ 335.52	\$ -	\$ (123.73)	\$ -	\$ -	\$ 420.56	\$ 1,699.78
	WAXHAW	\$ 27,160.94	\$ 18,714.43	\$ 14,419.80	\$ -	\$ (5,317.58)	\$ -	\$ -	\$ 18,074.66	\$ 73,052.25
	WEDDINGTON *	\$ 3,730.05	\$ 2,570.08	\$ 1,980.29	\$ -	\$ (730.27)	\$ -	\$ -	\$ 2,482.22	\$ 10,032.37
	WESLEY CHAPEL	\$ 943.98	\$ 650.42	\$ 501.16	\$ -	\$ (184.81)	\$ -	\$ -	\$ 628.20	\$ 2,538.95
	WINGATE	\$ 3,182.66	\$ 2,192.92	\$ 1,689.68	\$ -	\$ (623.10)	\$ -	\$ -	\$ 2,117.95	\$ 8,560.11

DATE 3/30/12  
TIME 13:51:07  
USER PHH

UNION COUNTY  
COLLECTIONS BY RGCD/REV UNIT/YR-DATE RANGE  
DEPOSIT DATE RANGE: 3/01/2012 THRU 3/31/2012  
REPORT GROUP: 200 REGISTERED VEHICLE  
REVENUE UNIT: 990 TOWN OF MINERAL SPRINGS

PAGE 53  
PROG# CL2138

YEAR	TAXES, ASSESSMENTS & MISC. CHARGES	LATE LIST	INTEREST (NOT INT3)	STATE INTEREST (INT3)	TOTAL COLLECTED	COMMISSION	NET OF COMMISSION & STATE INTEREST
2005	.29		.15	.01	.45	.01	.43
2006	1.75		.01		1.76	.03	1.73
2008	2.46		.53	.04	3.03	.05	2.94
2010	25.61		2.68	.78	29.07	.44	27.85
2011	377.07		2.38	2.32	381.77	5.73	373.72
TOTAL	407.18		5.75	3.15	416.08	6.26	406.67

Invoice Date	Invoice Number	Description	Invoice Amount
04/05/2012	200.1-12/03	Tax/Fee/Int - MAR12	\$406.67

Vendor No.	Vendor Name	Check No.	Check Date	Check Amount
10870	TOWN OF MINERAL SPRINGS	00023792	04/09/2012	406.67



**County of Union**  
 500 North Main Street  
 Monroe, North Carolina 28112

Vendor Number    Check Date    Check Number  
 10870            04/09/2012    00023792

"This disbursement has been approved as required by the Local Government Budget and Fiscal Control Act."

**\$406.67**

Pay **Four Hundred Six Dollars and 67 cents \*\*\*\*\***

To The  
 Order Of    TOWN OF MINERAL SPRINGS  
                  E. ANDREWS-HINSON, TAX COLLECT  
                  PO BOX 600  
                  MINERAL SPRINGS NC 28108

**EFT COPY  
 NON-NEGOTIABLE**

AP



**County of Union**  
 500 North Main Street  
 Monroe, North Carolina 28112

10870  
 00023792

**ADDRESS SERVICE REQUESTED**

TOWN OF MINERAL SPRINGS  
 E. ANDREWS-HINSON, TAX COLLECT  
 PO BOX 600  
 MINERAL SPRINGS NC 28108

Invoice Date	Invoice Number	Description	Invoice Amount
04/13/2012	1209vehgr	Gross Veh.Rental Receipts-Mar	\$42.23

Vendor No.	Vendor Name	Check No.	Check Date	Check Amount
10870	TOWN OF MINERAL SPRINGS	00024054	04/23/2012	42.23



**County of Union**

500 North Main Street  
 Monroe, North Carolina 28112

Vendor Number    Check Date    Check Number  
 10870            04/23/2012    00024054

"This disbursement has been approved as required by the Local Government Budget and Fiscal Control Act."

**\$42.23**

Pay **Forty Two Dollars and 23 cents \*\*\*\*\***

To The            TOWN OF MINERAL SPRINGS  
 Order Of        E. ANDREWS-HINSON, TAX COLLECT  
                     PO BOX 600  
                     MINERAL SPRINGS NC 28108

**EFT COPY  
 NON-NEGOTIABLE**

AP



**County of Union**

500 North Main Street  
 Monroe, North Carolina 28112

10870  
 00024054

**ADDRESS SERVICE REQUESTED**

TOWN OF MINERAL SPRINGS  
 E. ANDREWS-HINSON, TAX COLLECT  
 PO BOX 600  
 MINERAL SPRINGS NC 28108



7800 Crescent Executive Dr  
Charlotte, NC 28217

May 15, 2012

Town of Mineral Springs  
P.O. Box 600  
Mineral Springs, NC 28108-0600

734-Town of Mineral Springs

The following is a breakdown of gross revenues for the quarter ending  
March 30, 2012

<b>FRANCHISE FEES</b>	
<b>1st Quarter, 2012</b>	
January, 2012	\$5,412
February, 2012	\$5,001
March, 2012	<u>\$4,930</u>
<b>TOTAL REVENUE:</b>	<b>\$15,343</b>
Franchise Fee %:	<u>5.00%</u>
<b>TOTAL FEE REMITTED:</b>	<b><u><u>\$767</u></u></b>

I, Gayle Rozzelle, TAS Manager of Time Warner Entertainment-Advance/Newhouse Partnership, Charlotte Division, certify the above schedule summarizes Gross Revenues, as defined in the franchise agreement, for the period indicated for the CATV operations in the Town of Mineral Springs, North Carolina.

Signed:

Gayle Rozzelle

Transactional Accounting Service Manager



Check Date: Apr/18/2012

Vendor Number: 0000032211

Check No. 0003548037

Payment Handling: TS

Invoice Number	Invoice Date	Business Unit	Voucher ID	Gross Amount	Discount Taken	Paid Amount
Q11242734 <i>PRIORITY-Return to KE-TAS</i>	Mar/30/2012	14700	00339939	768.00	0.00	768.00

Check Number	Date	Total Gross Amount	Total Discounts	Total Paid Amount
0003548037	Apr/18/2012	\$768.00	\$0.00	\$768.00

THE FACE OF THIS CHECK HAS A COLORED BACKGROUND



TIME WARNER CABLE  
 SHARED SERVICE CENTER  
 7800 CRESCENT EXECUTIVE DRIVE  
 CHARLOTTE, NC 28217  
 1-866-892-8923

THE BANK OF NEW YORK MELLON  
 Pittsburgh, PA

0003548037

Date Apr/18/2012

Pay Amount \$768.00\*\*\*

Pay \*\*\*\*SEVEN HUNDRED AND SIXTY-EIGHT AND XX / 100 DOLLAR\*\*\*\*

NOT VALID AFTER 180 DAYS

To The Order Of  
 TOWN OF MINERAL SPRINGS  
 PO BOX 600  
 MINERAL SPRINGS, NC 28108-0600

*William F. Osborn, Jr.*  
*Rh Meru*

THE ORIGINAL DOCUMENT HAS AN ARTIFICIAL WATERMARK ON THE BACK.

HOLD AT AN ANGLE TO VIEW WHEN CHECKING THE ENDORSEMENT.

0003548037 043301601 008 5083

# Town of Mineral Springs

P.O. Box 600 ~ Mineral Springs, NC 28108  
704-243-0505 (office) ~ 704-289-5331 (mobile) ~ 704-243-1705 (fax)

## CONDITIONAL USE PERMIT APPLICATION

Property Owner's Name: Karla Jason Levering Application No. CUP- 12-01  
No. of Attachments: 6 Received By: Vicky Brooks  
Application Complete: Yes Fee Paid: \$250.00  
Date: 5.7.12

State Purpose of Conditional Use Permit We do not have 200ft  
from front Need to put pool on side  
We do not have but 20' in backyard

Cite Section(s) of Zoning Ordinance Under Which A Conditional Use Permit Is Being Requested: RA-40

Description of Property: 5004 Grove Drive  
(Street Address)  
06654067 RA-40 1.37  
(Tax Parcel Number) (Zoning District) (Acreage)

Property Owner: Karla Jason Levering Karla Levering  
(Print or Type) (Signature)  
Address: 5004 Grove Drive Waxhaw NC 28173

Telephone: 704 256-3448 FAX: \_\_\_\_\_

Applicant/Agent: Karla Levering Karla Levering  
(Print or Type) (Signature)

Address: 5004 Grove Drive

Telephone: 704 256-3448 FAX: \_\_\_\_\_

Applicant shall, at the time the application is made, present all the necessary evidence (maps, drawings, statements, certifications, etc.). Showing how the requirements of the applicable section(s) of the Ordinance will be met. The applicant's attention is directed to Article 6, Section 6.3.1 for these requirements.

I hereby certify that all of the information provided for this application and all attachments is true and correct to the best of my knowledge.

Karla Levering  
Applicant

May 7, 12  
Date

Application processing fee: Attach check, payable to the Town of Mineral Springs in the amount of \$250.00.

**(FOR OFFICIAL USE ONLY)**

CUP# 12-01

Applicant's Name Karla Levering

Planning Board reviewed application on May 21, 2012 and recommended that the application be: sent to the town council for approval.


Town Council reviewed application on \_\_\_\_\_ and the decision was to:

Notification of Planning Board and Town Council review dates mailed to applicant on:

\_\_\_\_\_

Order Granting/Denying Conditional Use Permit mailed to applicant on \_\_\_\_\_ and if granted, to Zoning Administrator and Revaluation Officer with stamped site plan on \_\_\_\_\_.

The proposed above ground pool will take the place of the existing trampoline. This area is one of the flattest spots on the property. - VB



Trampoline - VB




Deck Construction  
(in progress - as permitted) - VB

Adjoining property owner - VB



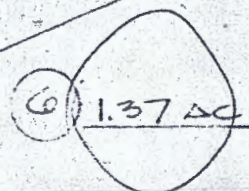




The proposed above ground pool will eventually be surrounded by a deck as indicated above. - VB

Frame #1

(5)



N 86° 10' W  
480.36'

60' MIN. PLUS. SETBACK LINE

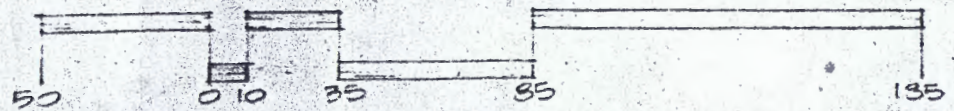
40' SETBACK

125.0'  
N 18° 14' 30" E

STATE RD # 1329

443.01  
S 35° 16' 15" E

LOT # 6  
SECTION II - PLEASANT GROVE SUBDIVISION  
SANDY RIDGE TWP. - UNION COUNTY  
NORTH CAROLINA  
SCALE 1" = 50'  
DATE 21 SEPT 84



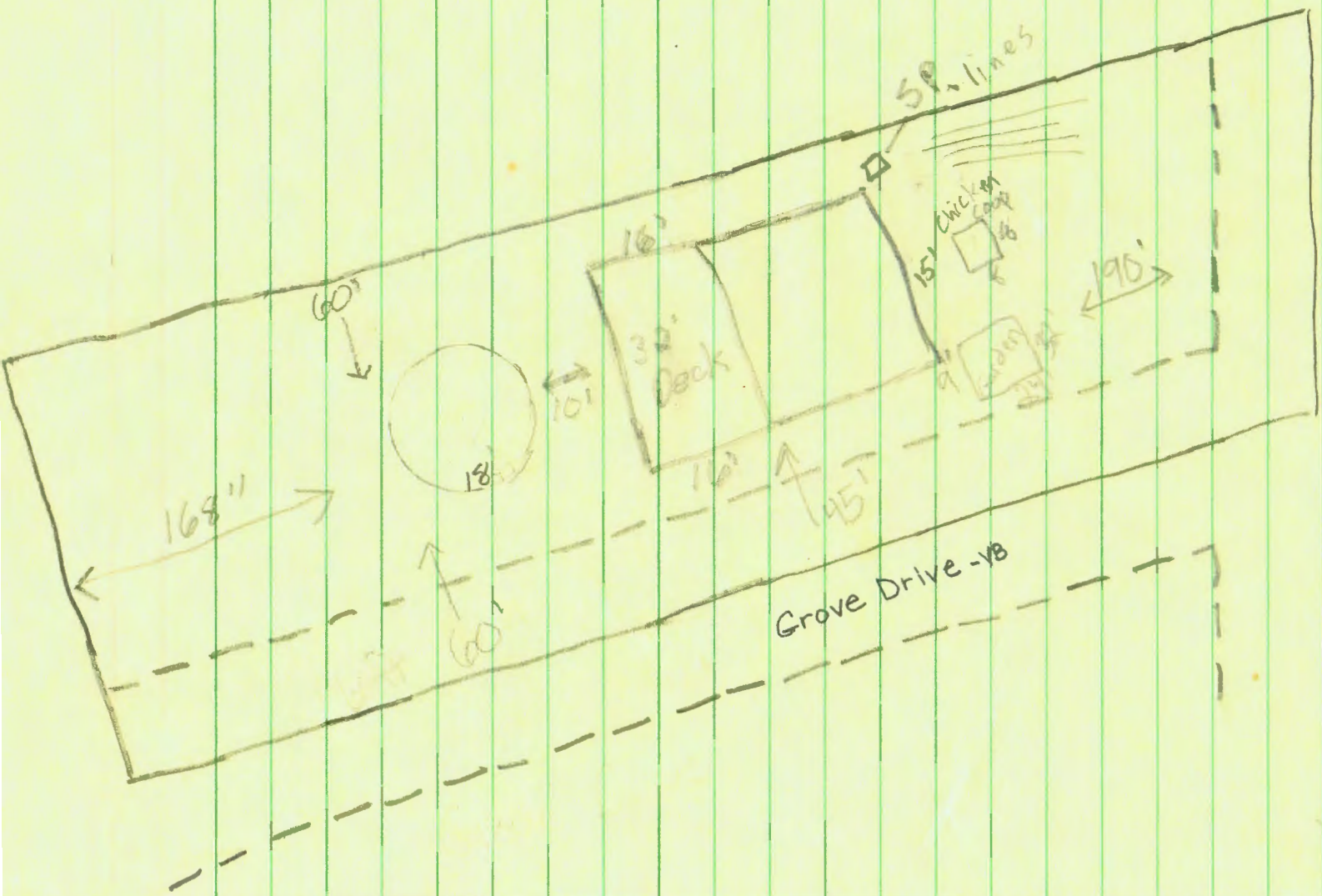
PHYSICAL SURVEY BY WALTER L. GODDOW, NCEUS  
LEGAL REFERENCE: 380-266 & 380-261  
SEE PLAT CAP A FILE 75-10

EDGE ADJACENT TO STATE RD # 1329

(7)

Parcel #  
06054067





Billy Howey Road - VB

Grove Drive - VB

$$\begin{array}{r} 16 \\ \times 10 \\ \hline 160 \\ 160 \\ \hline 320 \end{array}$$

**STAFF REPORT**  
**CONDITIONAL USE PERMIT**

---

**CUP-12-01**

---

**APPLICANT:** KARLA & JASON LEVERING

**APPLICANT ADDRESS:** 5004 Grove Drive  
Mineral Springs, North Carolina 28108

**TOWN COUNCIL PUBLIC HEARING DATE:** June 14, 2012 - proposed

**PLANNING BOARD REVIEW DATE:** May 21, 2012

**PLANNING BOARD RECOMMENDATION:** Unanimously recommended to send approval to the town council.

**CONDITIONAL USE PERMIT REQUEST:** Ms. Levering applied for a Conditional Use Permit on May 7, 2012 to install an above ground swimming pool in the side yard of the property.

**BACKGROUND:** Article 4 – Section 4.9 Accessory Uses and Structures allows for minor uses or structures necessary to the operation or enjoyment of a permitted principal use.

Section 4.9.6 states that a swimming pool shall be considered an accessory use. It shall only be located in the rear yard of residential properties or in the side yard of properties where the residence location has a front setback of at least two hundred (200) feet. In all other situations, swimming pool locations shall be subject to specific approval of a Conditional Use Permit as provided for in Article 6.

In this case the property in question is 137.50' across the left side, 480.36' across the rear, and 125.0' across the right side and 445.0' across the front. With such a narrow lot (from front to back), it is impossible for the swimming pool to be placed in the rear yard. Additionally, there is an issue with the topography in the rear yard. The swimming pool can be placed in the side yard and still meet all accessory use/structure setback requirements.

**FINDINGS OF FACT**

**CONDITIONAL USE PERMIT (CUP-12-01)**

**June 14, 2012**

**KARLA & JASON LEVERING**

*Note: To grant a Conditional Use Permit, the Town Council must first hold a public hearing and then determine all of the following findings of fact to be in the affirmative by a majority vote of the sitting members:*

- a.** The use will not materially endanger the public health or safety if located where proposed and developed according to the submitted plan.

Yes \_\_\_\_\_ No \_\_\_\_\_

This finding was based on the follow fact(s):

- (1) \_\_\_\_\_
- (2) \_\_\_\_\_
- (3) \_\_\_\_\_

- b.** The use meets all required conditions and specifications.

Yes \_\_\_\_\_ No \_\_\_\_\_

This finding was based on the following fact(s):

- (1) \_\_\_\_\_
- (2) \_\_\_\_\_
- (3) \_\_\_\_\_

- c.** The use will not substantially injure the value of adjoining or abutting property, or the use is a public necessity.

Yes \_\_\_\_\_ No \_\_\_\_\_

This finding was based on the following fact(s):

- (1) \_\_\_\_\_
- (2) \_\_\_\_\_
- (3) \_\_\_\_\_

- d.** The location and character of the use, if developed according to the plan as submitted and approved, will be in harmony with the area in which it is to be located and will be in general conformity with this Ordinance and the Town of Mineral Springs Land Development Plan.

Yes \_\_\_\_\_ No \_\_\_\_\_

This finding was based on the following fact(s):

- (1) \_\_\_\_\_  
(2) \_\_\_\_\_

- e.** Additional review criteria, as stated in the Ordinance, shall also be considered and addressed where required.

Yes \_\_\_\_\_ No \_\_\_\_\_

This finding was based on the following fact(s):

- (1) \_\_\_\_\_  
(2) \_\_\_\_\_  
(3) \_\_\_\_\_

- f.** Any deviation from the terms of this Ordinance will result in a project that is at least equal to or better than what would be accomplished under the strict application of this Ordinance.

Yes \_\_\_\_\_ No \_\_\_\_\_

This finding was based on the following fact(s):

- (1) \_\_\_\_\_  
(2) \_\_\_\_\_  
(3) \_\_\_\_\_

- g.** Any deviation from the terms of this Ordinance will not adversely affect the right of other abutting or nearby property owners in any material manner.

Yes \_\_\_\_\_ No \_\_\_\_\_

This finding was based on the following fact(s):

- (1) \_\_\_\_\_  
(2) \_\_\_\_\_  
(3) \_\_\_\_\_

**ACTIONS TAKEN**

Based on the above findings of fact and the tabulated votes of the sitting members regarding each and every one of the said findings in fact; the following action was taken on June 14, 2012 by the Town of Mineral Springs Town Council after a public hearing was held and duly advertised beforehand on the dates recorded:

\_\_\_\_\_ **Conditional Use Permit Granted**

\_\_\_\_\_ **Conditional Use Permit Granted Conditionally\***

\_\_\_\_\_ **Conditional Use Permit Disapproved**

\*The following stipulations were imposed by the Town Council as an integral part of conditionally granting said Conditional Use Permit:

- (1) \_\_\_\_\_
- (2) \_\_\_\_\_
- (3) \_\_\_\_\_

\_\_\_\_\_  
Frederick Becker III, Mayor  
Town of Mineral Springs  
Town Council

June 14, 2012  
\_\_\_\_\_  
Date

Attest:

\_\_\_\_\_  
Vicky Brooks, Town Clerk

June 14, 2012  
\_\_\_\_\_  
Date

Agenda Item

#7

June 14, 2012

Town of Mineral Springs  
PO Box 600  
Mineral Springs, NC 28108  
APPLICATION FOR OUTSIDE AGENCY/NON-PROFIT FUNDS

For Fiscal Year 2011-2012

Requested by: Council on Aging in Union County  
PO Box 185  
1401 Skyway Drive  
Monroe, NC 28111

Funding Requested for FY 2012-2013: \$1,000

Funding Granted for FY 2011-2012: \$1,500

Funding Granted for FY 2010-2011: \$1,000

Funding Granted for FY 2009-2010: \$1,000

Funding Granted for FY 2008-2009: \$1,000

Funding Granted for FY 2007-2008: \$1,000

Funding Granted for FY 2006-2007: \$1,000

Funding Granted for FY 2005-2006: \$500

Funding Granted for FY 2004-2005: \$500

Funding Granted for FY 2003-2004: \$500

Funding Granted for FY 2002-2003: \$500

Contact: Linda Amosky Date: 5.10.2012  
Executive Director

Telephone: 704-292-1797

E-mail: smoskycoa@carolina.rr.com

Website: COAUNION.ORG

## Council on Aging in Union County

**MISSION STATEMENT:** *Council on Aging in Union County is an independent, non-profit agency supporting people 60 and over in their efforts to remain healthy, active, and in control of their own lives. The agency connects clients with the services they need to live independently for as long as possible.*

Council on Aging in Union County is a non-profit agency (501© (3)) which provides information and direct services for persons sixty years of age and older in our county. Formally organized in 1972 and chartered in 1973, the agency received its first Older Americans Act funding in 1974.

### GOALS AND OBJECTIVES:

- To serve as a resource for information and assistance regarding aging services.
- To provide services which enable older adults to remain in their own home.

In order to meet these goals and objectives, Council on Aging provides the following programs and services:

#### Information & Assistance

Information about all services available  
Referrals for services & assistance in accessing services  
Caregiver referrals  
Seniors' Health Insurance Information Program (SHIIP) – Medicare counseling  
Equipment Loan – walkers, bedside commodes, wheelchairs, shower stools  
Volunteer Coordination for small home repairs and yard work  
*The Senior Voice* – quarterly newsletter – mailed/emailed & posted on website  
Senior Law Project

#### In-Home Aide Services

Household management, chores  
Personal Care Assistance  
Respite/Caregiver Relief  
Shopping and errands  
Support Group for Caregivers

#### Senior Outreach

Union Seniors – monthly educational programs at sites throughout the county  
Health Promotion/Disease Prevention  
Union County Senior Wellness Expo  
Evidence-based Classes:  
*A Matter of Balance* – fall prevent  
*Chronic Disease Self-Management*  
*Diabetes Self-Management*  
Annual Events – Annual Meeting, Senior Picnic & Christmas Party

#### Family Caregiver Support Program

Respite/Caregiver Relief  
Supplemental Supplies – adult diapers, bed pads, etc.  
Caregiver Classes:  
*Powerful Tools for Caregiving*  
*ABCs of Alzheimer's Disease: When Realities Collide*  
*Second Time Around: Grandparents Raising Grandchildren*  
Respite & support services for grandparents raising grandchildren  
Support groups for Caregivers and Grandparents Raising Grandchildren

## Senior Community Service Employment Program (SCSEP)

Federal employment training for low-income adults age 55 and older

Council on Aging is designated by the NC Department of Insurance as the Seniors' Health Insurance Information Program (SHIIP) coordinating site for our county to assist Medicare recipients with questions and concerns regarding Medicare, supplemental policies and prescription drug plans. The **Information & Assistance Specialist** coordinates needs for minor home repairs and yard work with volunteer groups and individuals. A Senior Law Project attorney assists with Living Wills, Health Care Power of Attorney and simple wills by appointment. Fans are distributed to those who need one through the Fan/Heat Relief program and assistive devices such as, wheelchairs, walkers, canes, and shower stools are accepted and given out to those in need of this type of assistance.

Our **In-Home Services** program assists individuals with essential home management chores, personal care tasks and respite necessary to enable individuals to remain, and function effectively, at home as long as possible. In-home aides provide needed assistance according to a service plan. Priority for services is given to those most in need that have no one to provide for their care.

The objective of our **Family Caregiver Support Program (FCSP)** is to increase the caregiver's ability to manage the stress and emotions related to caregiving by offering respite for the caregiver, connecting caregivers to community resources, conducting monthly caregiver and grandparent support groups and offering caregiver classes. FCSP partners with the Alzheimer's Association to offer workshops for caregivers and family members caring for someone with memory loss.

**Senior Outreach** is an effort to reach older adults with specific emphasis on rural, isolated, low income and minority seniors in all areas of the county through educational programs and social opportunities. Outreach informs seniors and their families about pertinent information, offers health screenings and one-on-one counseling with professionals through events such as the annual Senior Wellness Expo.

The **Senior Community Service Employment Program (SCSEP)** is a federal employment training program for adults 55 and older who meet the financial eligibility guidelines. Council on Aging is the SCSEP coordinating site for Union County. SCSEP participants are placed at governmental or non-profit agencies for hands-on work experience, while earning a salary. Participants are currently placed at Red Cross, Union County Family Court, Community Shelter, JobLink, Turning Point and the Literacy Council.

Funding is requested and budgeted for FY 2012-13 as follows:

Federal /State	\$458,994	Program Income	\$21,000
County	33,910	Municipalities	8,000
United Way	84,000	Donations, Fundraising, Grants	35,372

Council on Aging does not charge for services but donations are encouraged.

### Aging facts:

- Counties that grew fastest in the last decade were Union (62.8%), Wake (43.5%) and Mecklenburg (32.2%).
- 43 counties in North Carolina had more people 60 and over than 17 and younger in 2010. In 2025 the number is projected to increase to 85 counties.
- In 2010, there were 1,404 centenarians in the state.
- Alzheimer's disease in the 5<sup>th</sup> leading cause of death for people 65 and over in North Carolina.
- 79.9% of those 65 and over in North Carolina own their own homes.
- Of the population 65 and over, 96.5% lived in households and 3.5% lived in group quarters. Group quarters include: correctional facilities, nursing facilities, adult care homes and other facilities.





Union County Chapter  
608 E. Franklin Street  
Monroe, NC 28112  
(704) 283-7402 Phone  
(704) 282-0810 Fax  
[www.UnionCountyRedCross.org](http://www.UnionCountyRedCross.org)

June 7, 2012

Mayor Rick Becker  
Town Council Members  
Town of Mineral Springs  
Mineral Springs, NC

Dear Mayor Becker and Council,

Thank you for your consideration of funding for the Union County chapter of the American Red Cross. We appreciate your past support, and respectfully request consideration of a \$1,500 donation to support our operating budget in the upcoming year. Our services are vital to disaster response, recovery and emergency preparedness for the citizens of Union County. The Union County chapter serves approximately 22,000 people a year with a variety of programming including: Disaster Response (family fires), First Responder Support, Disaster and Preparedness Education, Blood Collections, Armed Forces Emergency Services, and Health and Safety training. I am attaching a copy of our brochure for your review.

As our costs and demands for services increase, so does our budgetary requirements. Like so many organizations, the Union County chapter is in the midst of a challenging year. When the economy is slow, it does not stop the need for lifesaving blood or disaster services for our community.

The American Red Cross receives approximately 33% of its funding from our local United Way. Additionally, 100% of our Board of Directors give financially to our organization. We continue to strive to be a valuable service to our community and pledge continued good stewardship to our donors. We are not a federally or nationally supported organization, but raise all of our funding locally in Union County.

Again, thank you for your thoughtful consideration of our funding request and we look forward to a rewarding partnership with the Town of Mineral Springs.

Sincerely,  
*Sheila Crunkleton*

Sheila Crunkleton  
Community Executive



# *Down the Street. Across the Country. Around the World.*

The American Red Cross, a humanitarian organization led by volunteers and guided by its Congressional Charter and the Fundamental Principles of the International Red Cross Movement, will provide relief to victims of disaster and help people prevent, prepare for, and respond to emergencies.

**An average of 91 cents of every dollar the American Red Cross spends is invested in humanitarian services and programs.**

- Across the nation, the American Red Cross responds to more than 70,000 disasters a year.
- More than 5 million people each year attend a Red Cross disaster preparedness course
- Each year the American Red Cross collects approximately 6.4 million units of blood from roughly 3.7 million volunteer donors.
- Each year the Red Cross provides nearly 600,000 services to military members, veterans and civilians.
- More than 10 million people each year are trained in life-saving skills such as CPR, First Aid and water safety.
- Some 600,000 people across the country each year proudly call themselves Red Cross volunteers.

**The Red Cross provides these services every day right here in our communities.**

	<b>Union County Chapter</b>	<b>Carolina Piedmont Region</b>
Families assisted after disaster	73	779
Units of blood collected	3,994	Nearly 95,000
Military members assisted/ briefed	343	More than 8,700
Residents trained in life-saving skills	9,445	Nearly 65,000
Volunteers	500	More than 4,100

\*Data based on the 2010-11 fiscal year

\*\*The Greater Carolinas Chapter is one of 10 chapters in the Carolina Piedmont Region

**Learn more: Visit us at [www.redcross.org](http://www.redcross.org)**

## Paying It Forward

“Someone saved my baby’s life, and I will never forget that. I can help do that for someone else.”  
—Courtney D.

The Red Cross collects nearly half the nation’s blood supply, teaches life-saving skills, provides emergency assistance and supports our military.

## Join Us

It’s easy to get involved. You can make all the difference. Here’s how:

### Ask.

If you need emergency help, or would like to know how to help, please contact your local chapter.

### Volunteer.

You have multiple opportunities to volunteer and add value to your community— join a Disaster Action Team, help organize an event, instruct a course.

### Prepare.

Take an American Red Cross class to learn

### Partner.

Companies and organizations are an integral part of everything we do to provide, support and prepare.

### Give.

With your financial donations, you can transform lives, including your own.

### Donate blood.

You can give every two months or so. The more blood you donate, the more lives you can save.



**American Red Cross**

## Our Offices

### We represent 14 counties:

Alexander, Anson, Burke, Cabarrus,  
Caldwell, Catawba, Cleveland, Gaston,  
Iredell, Lincoln, Mecklenburg,  
Rowan, Stanly, Union

### Our Regional Headquarters

2425 Park Road  
Charlotte, NC 28203  
704.376.1661  
[www.carolinapiedmontregion.org](http://www.carolinapiedmontregion.org)

### Our blog:

<http://carolinapiedmontregion.wordpress.com>



**American Red Cross**

To learn more:  
<http://facebook.com/greatercarolinasredcross>  
[@GCCRedCross](https://twitter.com/GCCRedCross)

# Join us



**American Red Cross**


## You Can Make a Difference

We can't control the storms in life—the force of a hurricane, the slowing beat of a pulse, the devastation of a house fire. But, we can control how we prepare for and respond to such events, and the American Red Cross can help.

Red Cross volunteers turn compassion into action through a diverse array of programs and services. Whether it's a single house fire or global conflict, we respond with food, shelter and care. We prepare for emergencies with training and practical action plans.

We provide half the nation's blood. We open lines of communication between U.S. military members and their families. We relieve suffering throughout the world.

You are essential to our work. Every day, your



## Bringing Relief, Offering Hope

“Everyone in the community expects Red Cross volunteers to show up in a crisis.” —Betty R.

When disaster strikes, Red Cross workers are ready to provide a place to sleep, warm meals, clothing, counseling and hope. We also train volunteers, scout shelter locations and pre-position supplies to respond faster.



“Everyone in the community expects Red Cross volunteers to show up in a crisis.” —Betty R.

## Educating and Preparing for Tomorrow

“I'm really glad that my Red Cross training helped me help someone in trouble.” —Laurine S.

Red Cross provides training in first aid, CPR/AED, swimming and water safety, care giving and more. These courses empower the entire community to activate immediately.

## Supporting Military Families

“It's been my privilege to stand beside some of our service members and help them communicate and cope during family emergencies.” —Sybilla D.

Red Cross workers relay urgent messages between U.S. service members and their families through our global communication and support network. The Red Cross also offers courses and materials to help promote coping skills in military families.



## Serving Worldwide

“I'm part of a global family. Wherever I serve, people who see my Red Cross emblem know I'm there to help them, no matter their religion, race or creed.” —Basheer R.

As part of the world's largest humanitarian network, we assist during disasters worldwide. We reconnect families separated by armed conflict and disaster. We support global health campaigns. We educate people about international humanitarian law.

Town of Mineral Springs

Charitable Contribution History: FY2002, 2003, 2004, 2005, 2006, 2007, 2008, 2009, & 2010

Agenda Item # _____ 6/14/2012
-------------------------------------

Agency	FY02-03	FY03-04	FY04-05	FY05-06	FY06-07	FY07-08	FY08-09	FY09-10	FY10-11	FY11-12
Union County Fire & Rescue	\$200	\$250	0	0	0	\$500	0	0	0	0
Catawba Lands Conservancy	\$1,000	\$1,000	\$1,000	\$2,500	\$2,500	\$2,500	\$2,500	\$2,500	\$2,500	
Parkwood Booster Club	0	\$1000*	0	0	0	0	0	0	0	0
Andrew Jackson Museum	0	\$300	0	0	\$500	\$500	0	0	0	0
Council on Aging in Union County	\$500	\$500	\$500	\$1,000	\$1,000	\$1,000	\$1,000	\$1,000	\$1,500	
Hospice of Union County	0	\$1,000	0	0	0	\$2,000*	\$1,250	\$1,250	0	0
American Red Cross	0	\$500	\$500	\$1,000	\$1,000	0	\$1,000	\$1,000	\$2,500†	
Union County Historic Society	0	\$300	0	0	0	0	0	0	0	0
United Family Services	0	0	\$1000*	\$500	\$500	0	\$750	\$750	\$1,000	
Union County Project Blue Light	0	0	0	\$200	0	0	0	0	0	0
Community Arts Council	0	0	0	\$500	\$500	\$500	\$500	\$500	\$500	
Turning Point	0	0	0	0	\$500	\$500	\$750	\$1,000	\$1,250	
Fraternal Order of Police	0	0	0	0	0	\$500**	0	0	0	0
Literacy Council of Union County	0	0	0	0	0	\$200	\$250	0	0	\$300
School of Government: Lawrence	0	0	0	0	0	0	0	\$250**	0	0
Waxhaw-MS Optimist Club	0	0	0	0	0	0	0	\$500	\$500	\$500
Humane Society of Union County	0	0	0	0	0	0	0	\$1,000*	0	0
<b>Total</b>	<b>\$1,700</b>	<b>\$4,850</b>	<b>\$3,000</b>	<b>\$5,700</b>	<b>\$6,500</b>	<b>\$8,200</b>	<b>\$8,000</b>	<b>\$9,750</b>	<b>\$9,750</b>	

\*Special Capital Request

\*\*One-Time Request

†Increased for extra train derailment assistance plus matching grant opportunity

Council has received funding requests (with amounts to be determined) for the Community Arts Council and United Family Services. Council will consider funding for the Catawba Lands Conservancy, Council on Aging in Union County, Turning Point and the American Red Cross on June 14, 2012. Council has already made a \$500 donation to the Waxhaw-Mineral Springs Optimist Club and a \$300 donation to the Literacy Council of Union County. Agencies that have not made requests this year are shown with a “0”.

As of June 4, 2012, the “Community” departmental budget contains \$11,106.36 in unexpended funds, of which approximately \$9,700 will be available for charitable agencies (in addition to the \$800 we have already donated) through June 30, 2012. Of course, council is not required to expend the entire remaining balance.

STATE OF NORTH CAROLINA  
TOWN OF MINERAL SPRINGS

**AN ORDINANCE TO ESTABLISH A BUDGET  
FOR FISCAL YEAR 2012-2013  
O-2011-02**

Be it ordained by the Council of the Town of Mineral Springs, North Carolina, the following:

**Section I. Appropriations.** The following amounts are hereby approved in the General Fund for the operation of the Town government and its activities for the fiscal year beginning 7/1/2012 and ending 6/30/2013, in accordance with a Chart of Accounts to be established for the Town:

ADMINISTRATIVE & GENERAL GOVERNMENT:		<b>\$254,645.00</b>
Advertising	\$1,800.00	
Attorney	\$9,600.00	
Audit	\$4,200.00	
Community Projects	\$18,900.00	
Contingency	\$3,000.00	
Dues	\$4,525.00	
Elections	\$600.00	
Employee overhead	\$22,900.00	
Fire Protection	\$12,000.00	
Insurance	\$4,500.00	
Newsletter	\$2,400.00	
Office and Clerk	\$118,412.00	
Planning and Zoning	\$41,008.00	
Street Lighting	\$2,000.00	
Tax collection	\$2,800.00	
Training	\$3,000.00	
Travel	\$3,000.00	
 CAPITAL:		<b>\$46,405.00</b>
Capital outlay	\$46,405.00	
 <b>TOTAL APPROPRIATIONS:</b>		<b>\$301,050.00</b>

**Section II. Estimated Revenues.** It is estimated that the following revenues will be available in the General Fund for the fiscal year beginning 7/1/2012 and ending 6/30/2013:

Franchise tax, utility & cable TV	\$182,400.00
Interest	\$1,200.00
Other income	\$3,500.00
Property taxes	\$64,350.00
Sales taxes	\$45,200.00
Vehicle taxes	\$4,400.00

**TOTAL ESTIMATED REVENUES: \$301,050.00**

Section III. Project Ordinances. Capital Project Ordinance O-2009-03 authorizing purchase and initial repair and renovation of the historic Mineral Springs School agriculture building adjacent to the town hall was adopted during the 2009-2010 fiscal year and will be funded by means of up to a \$165,000 transfer of fund balance from the General Fund into the Community Center Capital Project Fund, with a remaining authorization of \$9,742.83. This project is expected to be closed out early in the 2012-2013 fiscal year.

Capital Project Ordinance O-2011-01 authorizing construction of a parking area at the McNeely Road Trailhead of the Mineral Springs Greenway, including clearing, grading, base course, gravel and/or asphalt surface course, signage, and landscaping, was adopted during the 2011-2012 fiscal year and will be funded by means of up to a \$75,370 transfer of fund balance from the General Fund into the Greenway Parking Capital Project Fund, with a remaining authorization of \$5,340.68. This project is expected to be closed out in the fall of 2012 after all landscaping is completed.

Section IV. Property Tax Levy. A tax in the amount of \$0.025 per \$100.00 of assessed valuation is hereby levied on property within the Town of Mineral Springs which was listed for property taxes in Union County, North Carolina as of January 1, 2012.

ADOPTED this 14th day of June, 2012. Witness my hand and official seal:

---

Frederick Becker III, Mayor

Attest:

---

Vicky A. Brooks, Clerk

# MEMO

**To: Mineral Springs Town Council**  
**From: Rick Becker**  
**Date: June 8, 2012**  
**Subject: Western Municipalities Annexation Agreement**

**The Western Union County Municipal Coalition voted on May 17, 2012 to revise its charter.**

**The revisions were:**

- **to change the membership from two members per municipality – the mayor and a council appointee – to simply the mayor of each municipality, with an alternate to be designated by the mayor to attend in his or her absence.**
- **To allow the coalition to vote to appoint a chair and co-chair**

**The revised charter is attached.**

**The membership change was prompted by the coalition's repeated difficulty in achieving a quorum of its 10-member board.**

**Since the revised charter calls for the mayor to designate the alternate, I would propose that I designate Councilwoman Janet Critz as the alternate, since she was the original council-designated second member. In the event that neither Councilwoman Critz nor I could attend a meeting, I – as mayor – would still be able to designate yet somebody else "on the fly" to attend that meeting.**

**If these changes meet with council's approval, a simple motion to approve the revised charter is all that is required.**



## **Western Union County Municipal Coalition (WUCMC) Charter**

(Revised May 17<sup>th</sup>, 2012)

- Coalition Composition: Mayors\* of each of the five (5) participating towns:
  - Village of Marvin
  - Town of Mineral Springs
  - Town of Waxhaw
  - Town of Weddington
  - Village of Wesley Chapel
- \* Or a designee to be appointed by the Mayor as an alternate
- Leadership: A Chair and Vice-Chair Position will be elected from the Participants for a term of one year with additional terms possible
- Coalition Actions:
  - Votes requiring action would need a supermajority present;
  - Other actions would require a simple majority
- Focus:
  - Consensus building/recommending body
  - Identification of shared issues and willingness to discuss and take action on them, if appropriate
    - Annexation
    - ETJ
    - Land Use Plan/Comprehensive Plan (including schools)
    - Transportation: LARTP was adopted, next step to be presented to MUMPO
    - Parks & Recreation
    - Greenways & CTT
    - Community and Cultural Resources: Libraries, Health care facilities, charter schools, education center
    - Historic Preservation
    - Safety: Police/EMS
    - School Sites
    - Legislation
    - Forestry
    - ABC
  - Present a stronger united voice at local/state/federal level
  - Work together on issues that affect all five communities
  - Include neighboring jurisdictions as necessary
- Meeting Schedule: 3<sup>rd</sup> Thursday of every other month beginning July 19<sup>th</sup>, 2012 from 4-6pm
- Location: Teaspoons in Waxhaw